

REP.	REFERENCE	PDS	NB	MZ
1	848.7001	2,1	1	140
2	848.7002	2,1	1	140
3	848.7003	2,1	1	142
4	848.7004	2,1	1	141
5	848.7005	1,7	1	140
6	848.7006	1,7	1	140
7	848.7007	2,0	1	140
8	848.7008	2,0	1	601
9	848.7009	0,5	2	602
10	848.7010	2,2	1	080
11	848.7011	2,2	1	080
12	848.7012	0,5	2	
13	848.7013	1,9	1	080
14	848.7014	1,9	1	080
15	848.7015	2,0	1	080
16	848.7016	2,0	1	080
17	848.7017	2,8	1	140
18	848.7018	2,8	1	140
19	848.7019	0,9	1	
20	848.7020	0,9	1	
21	848.7021	3,3	1	601
22	848.7022	3,3	1	602
23	848.7023	0,2	2	
24	848.7024	3,6	1	200
25	848.7025	3,6	1	200
26	848.7026	2,4	1	260
27	848.7027	2,4	1	260
E14		0,1	2	

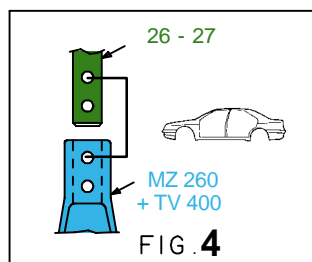
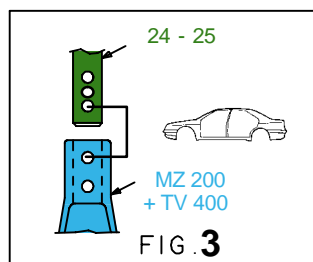
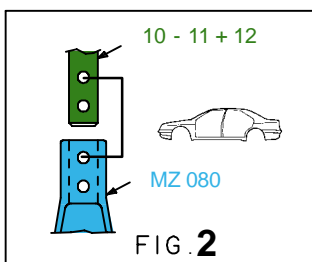
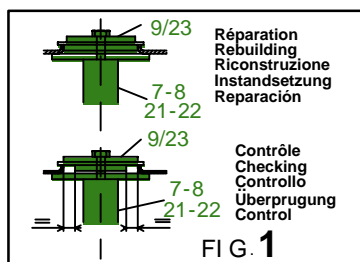
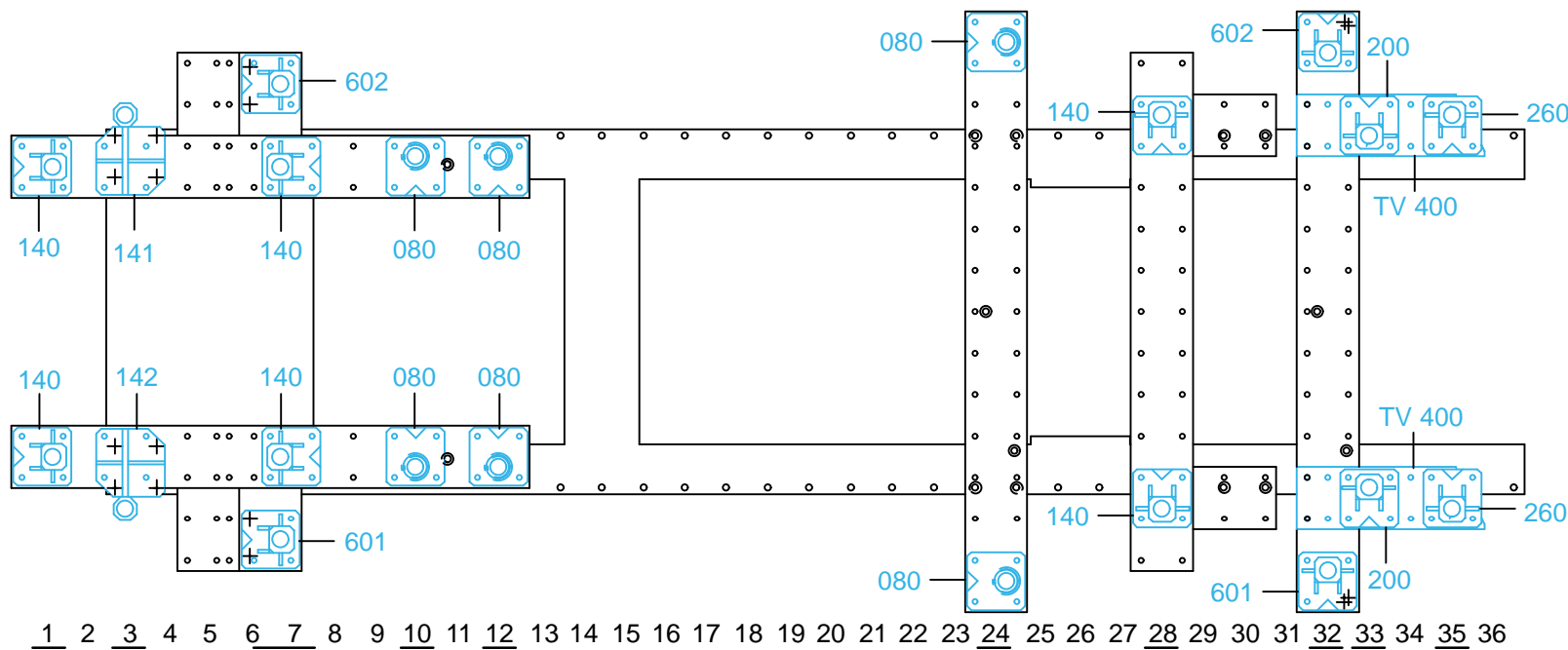
	M 12-30	8
	M 12x1,25-70	2
	M 12x1,25-90	4
	M 12x1,25-120	4
	M 12x1,25-130	2

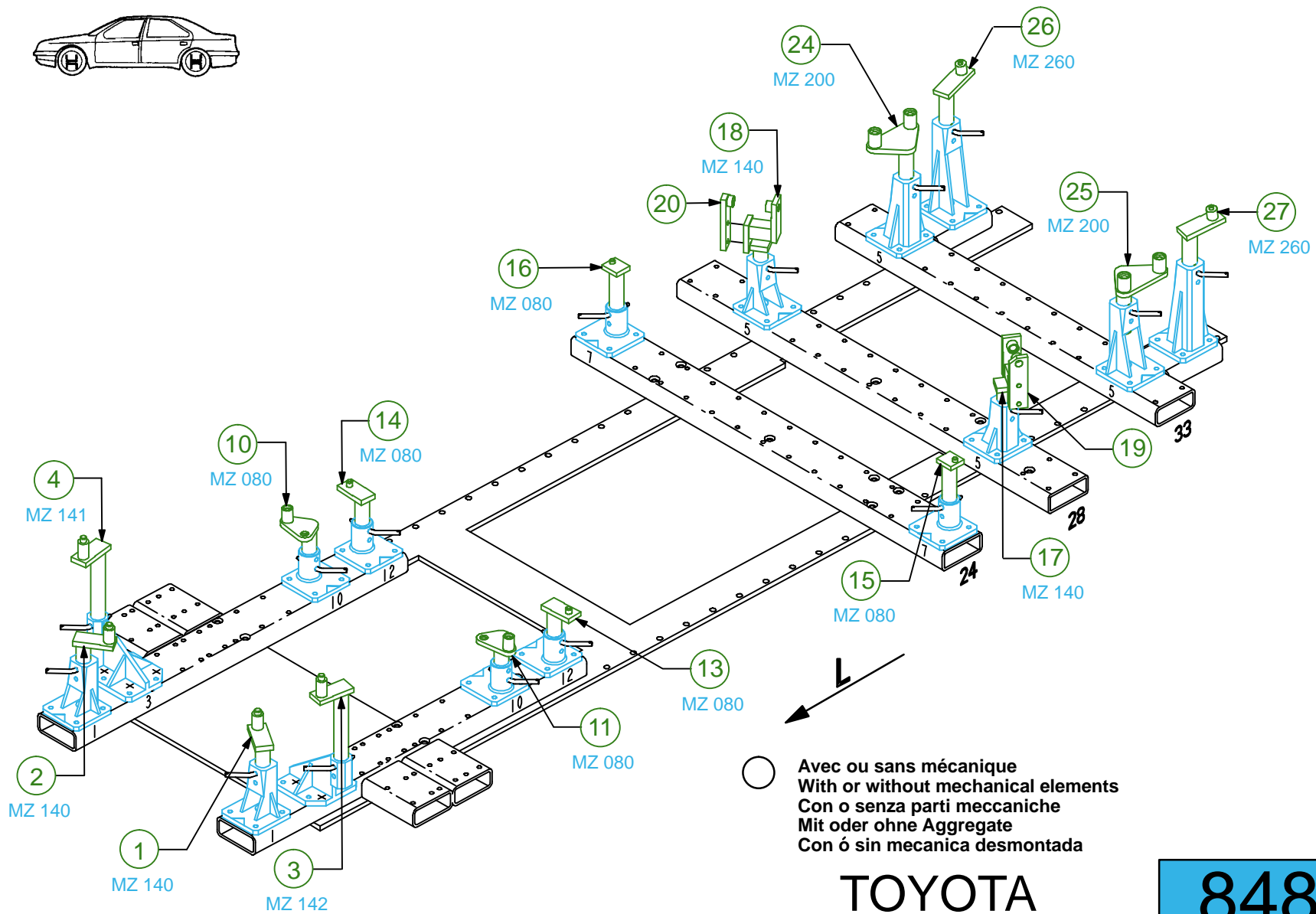
○ Avec ou sans mécanique
 With or without mechanical elements
 Con o senza parti meccaniche
 Mit oder ohne Aggregate
 Con ó sin mecanica desmontada

TOYOTA

848.300

57 Kg 26.07.2000 434-D-70A





TOYOTA

848.300

57 Kg 26.07.2000 434-D-70B

