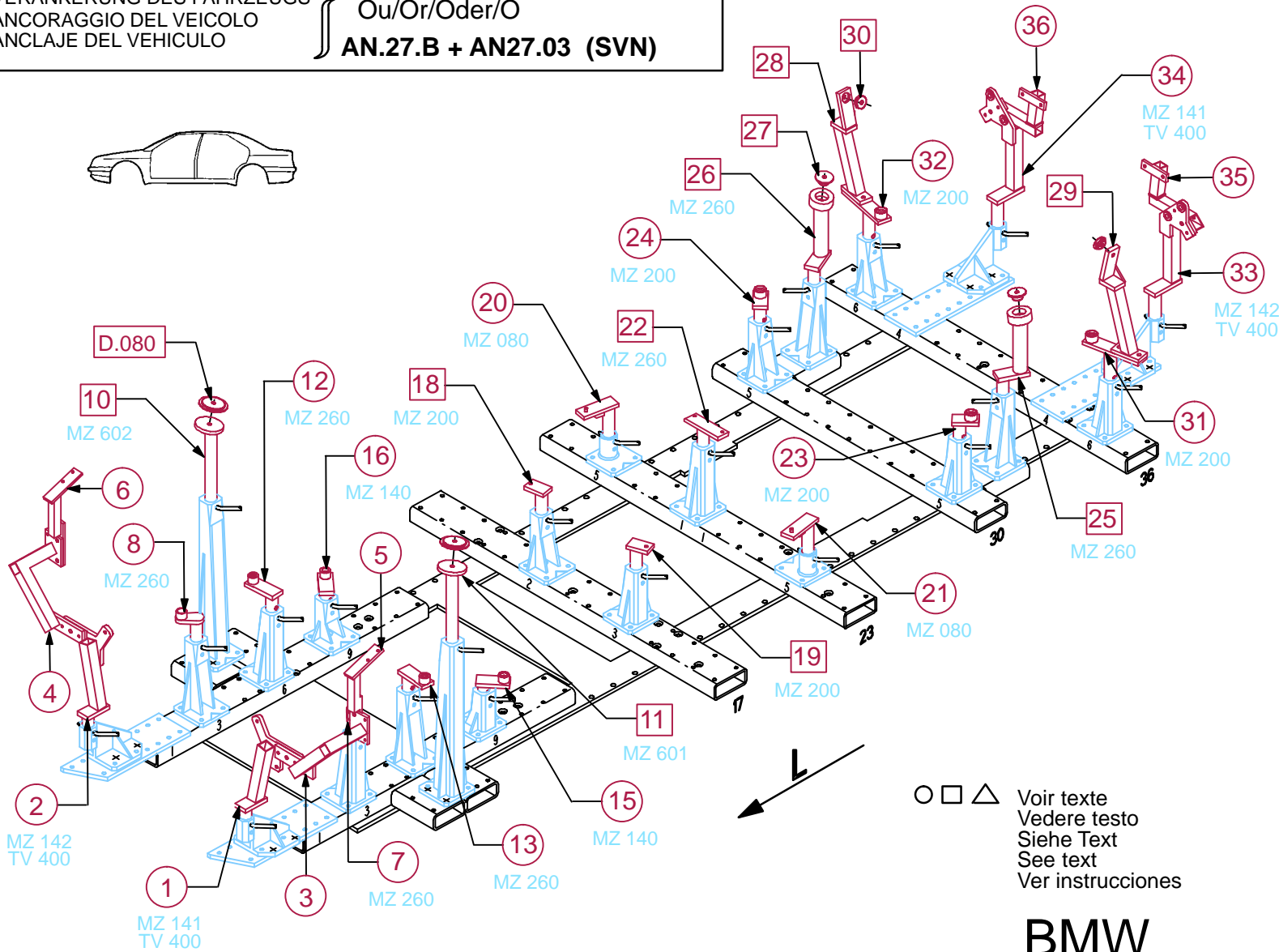


ANCRAGE DU VEHICULE
ANCHORING OF THE VEHICLE
VERANKERUNG DES FAHRZEUGS
ANCORAGGIO DEL VEICOLO
ANCLAJE DEL VEHICULO

AN.27 + AN27.03 (MUF7 - M8S - MT10)
Ou/Or/Oder/O
AN.27.B + AN27.03 (SVN)

REP.	REFERENCE	PDS	NB	MZ
1	820.7001	4,2	1	141
2	820.7002	4,2	1	142
3	820.7003	2,9	1	
4	820.7004	2,9	1	
5	820.7005	1,4	1	
6	820.7006	1,4	1	
7	820.7007	1,8	1	260/080
8	820.7008	1,8	1	260/080
9	820.7009	0,9	2	
10	820.7010	2,2	1	602
11	820.7011	2,2	1	601
12	820.7012	1,9	1	260/080
13	820.7013	1,9	1	260/080
14	820.7014	1,3	2	
15	820.7015	1,6	1	140/080
16	820.7016	1,6	1	140/080
17	820.7017	0,4	2	
18	820.7018	1,7	1	200
19	820.7019	1,7	1	200
20	820.7020	2,5	1	080
21	820.7021	2,5	1	080
22	820.7022	2,1	1	260
23	820.7023	1,7	1	200/140
24	820.7024	1,7	1	200/140
25	820.7025	3,5	1	260
26	820.7026	3,5	1	260
27	820.7027	0,2	2	
28	820.7028	3,7	1	
29	820.7029	3,7	1	
30	820.7030	0,2	2	
31	820.7031	3,2	1	200/140
32	820.7032	3,2	1	200/140
33	820.7033	4,6	1	142
34	820.7034	4,6	1	141
35	820.7035	1,6	1	
36	820.7036	1,6	1	
46	820.7046 D.080	1,5	1	
		0,5	2	



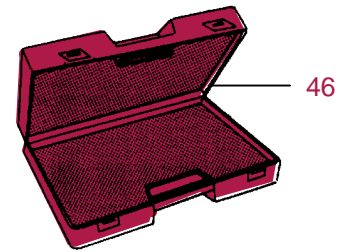
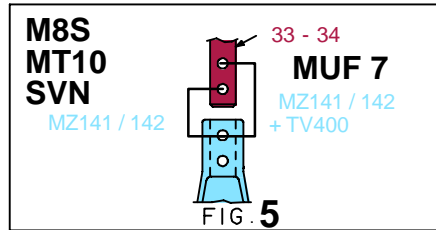
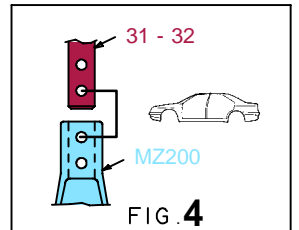
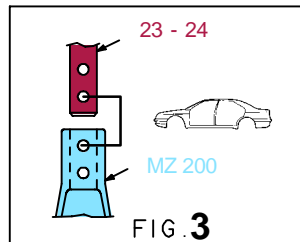
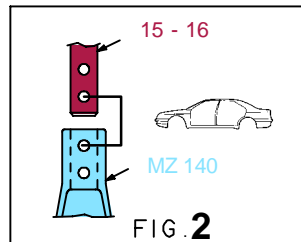
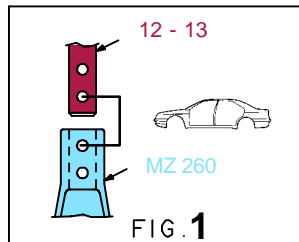
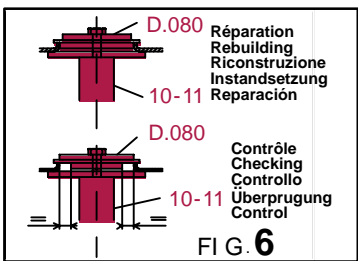
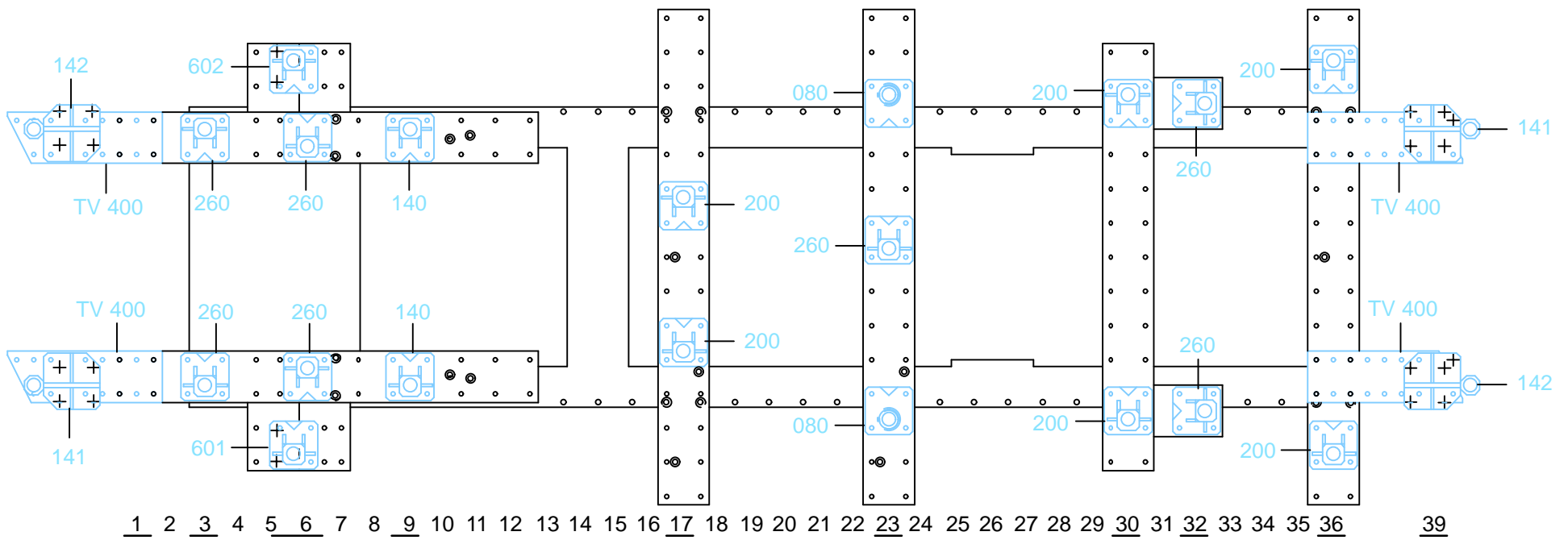
M 6-20	2
M 8-25	4
M 10-30	2
M 12-20	2
M 12-30	10
M 12-35	6
M 12-40	2
M 12-45	6
M 12-60	2
M 12x1,50-60	2
M 12x1,50-90	2
M 14x1,50-45	2
M 14x1,50-60	2
M 14x1,50-70	2
M 14x1,50-140	2
M 14x1,50-160	2
M 6	2
M 8	6
M 12	10
MU 12	2
LLU 12	2

○ □ △ Voir texte
Vedere testo
Siehe Text
See text
Ver instrucciones

BMW

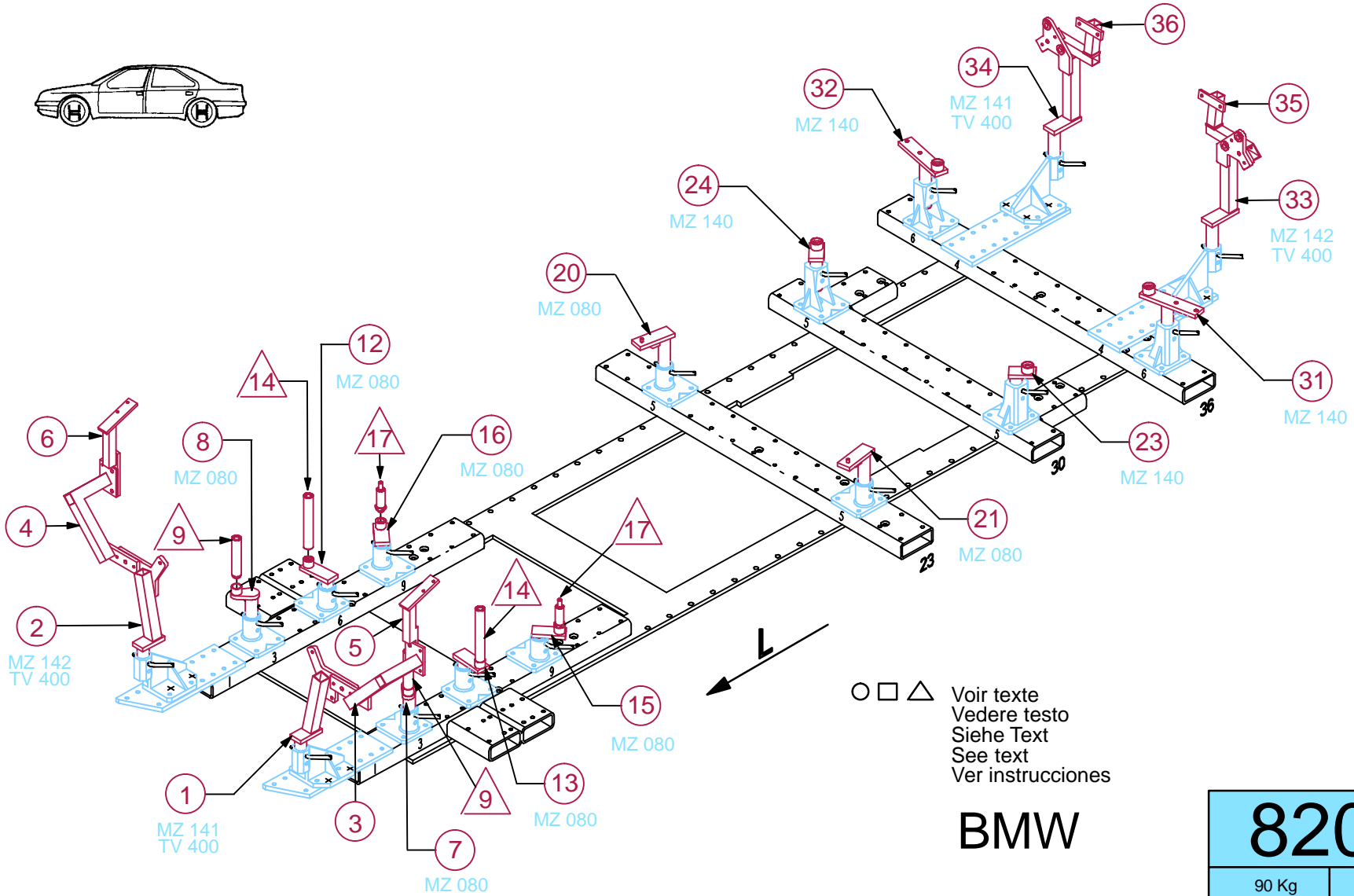
820.300

90 Kg | 15.09.99 | 406-D-16A



ANCRAGE DU VEHICULE
ANCHORING OF THE VEHICLE
VERANKERUNG DES FAHRZEUGS
ANCORAGGIO DEL VEICOLO
ANCLAJE DEL VEHICULO

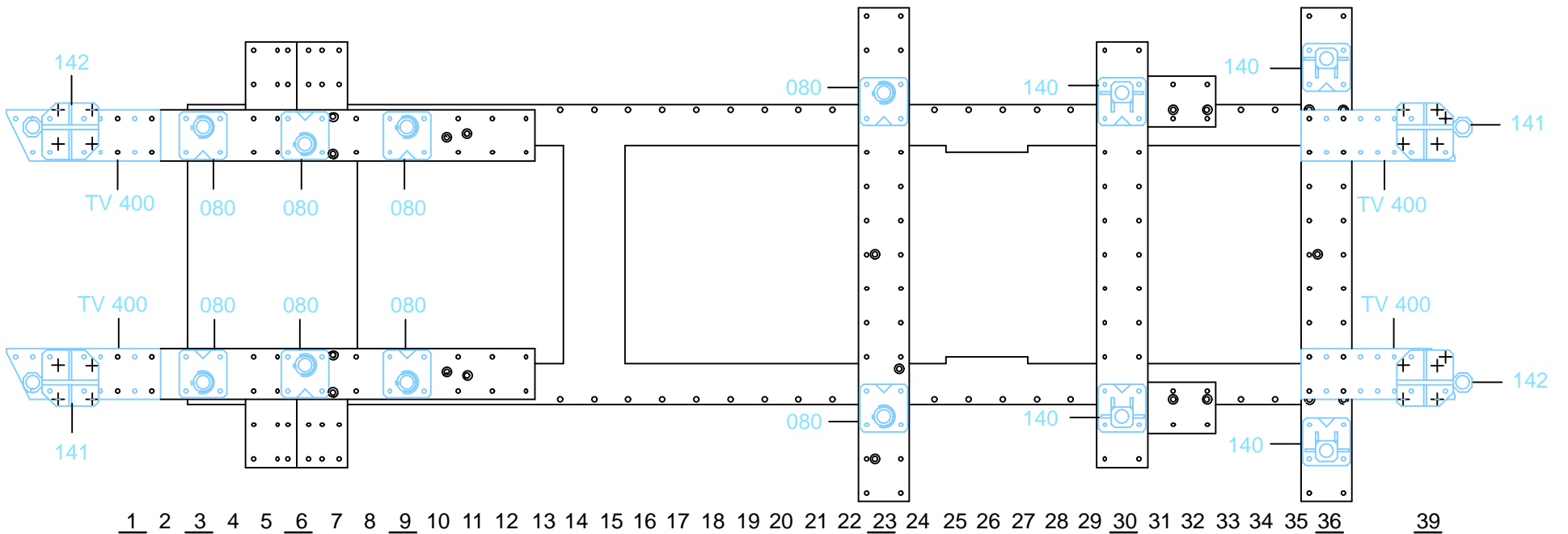
AN.27 + AN27.03 (MUF7 - M8S - MT10)
Ou/Or/Oder/O
AN.27.B + AN27.03 (SVN)



BMW

820.300

90 Kg | 15.09.99 | 406-D-16B



1 2 3 4 5 6 7 8 9 10 11 12 13 14 15 16 17 18 19 20 21 22 23 24 25 26 27 28 29 30 31 32 33 34 35 36 39

