

| REP. | REFERENCE | PDS | NB | MZ      |
|------|-----------|-----|----|---------|
| 25   | 817.7025  | 1,9 | 1  | 080     |
| 26   | 817.7026  | 1,9 | 1  | 080     |
| 27   | 817.7027  | 2,4 | 1  | 140/080 |
| 28   | 817.7028  | 2,4 | 1  | 140/080 |
| 29   | 817.7029  | 1,2 | 1  | 601     |
| 30   | 817.7030  | 1,2 | 1  | 602     |
| 31   | 817.7031  | 2,5 | 1  | 200     |
| 32   | 817.7032  | 2,5 | 1  | 200     |
| 33   | 817.7033  | 2,0 | 1  | 260     |
| 34   | 817.7034  | 2,3 | 1  | 260     |

|               |   |
|---------------|---|
| M 14x1,50-120 | 2 |
| M 14x1,50-200 | 2 |

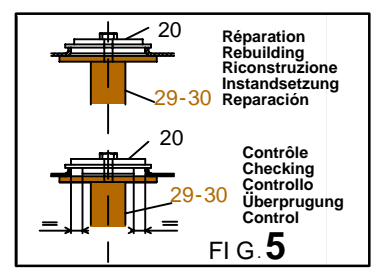
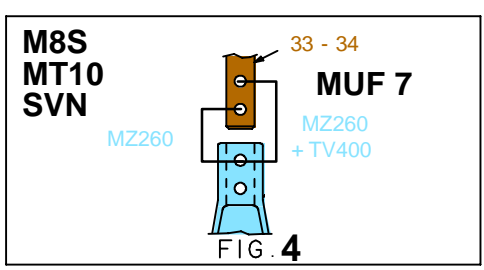
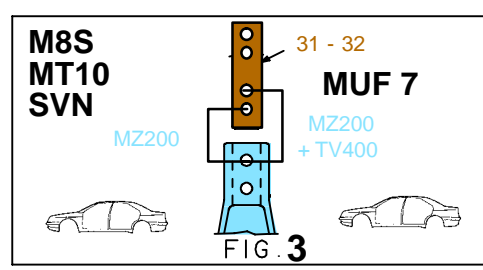
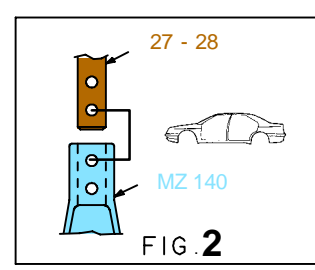
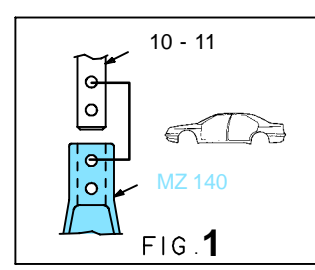
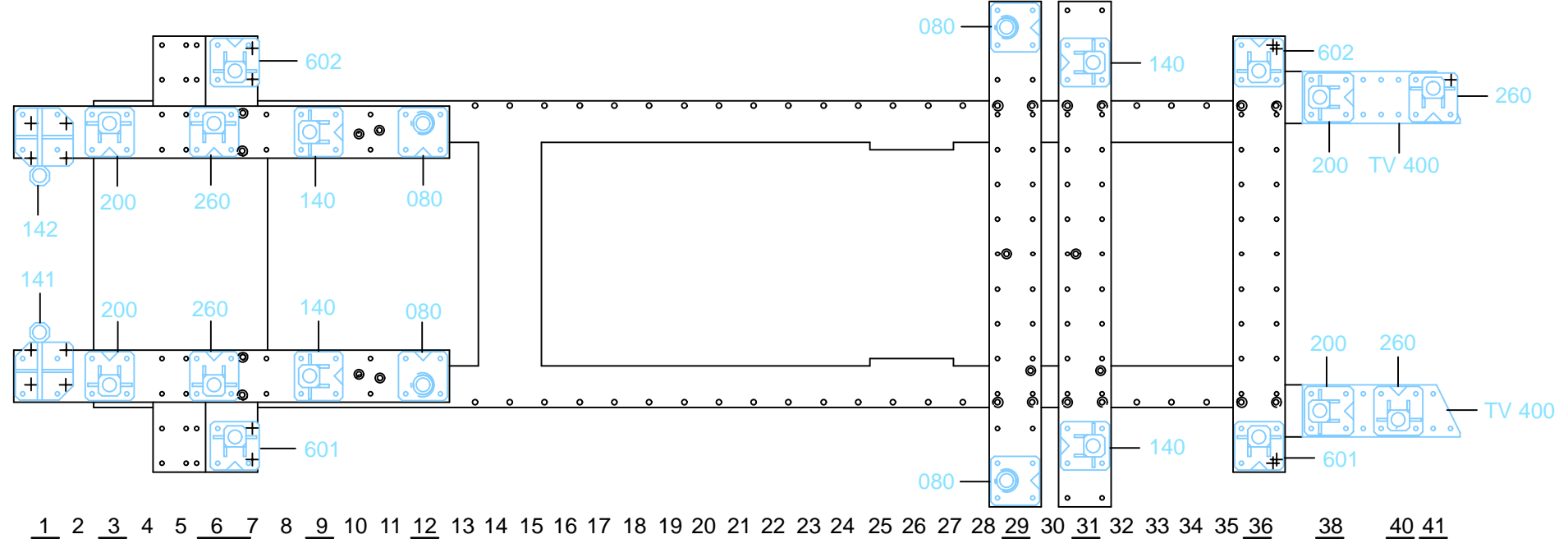
complément au  
complementary set to  
complemento al  
zusatz zu

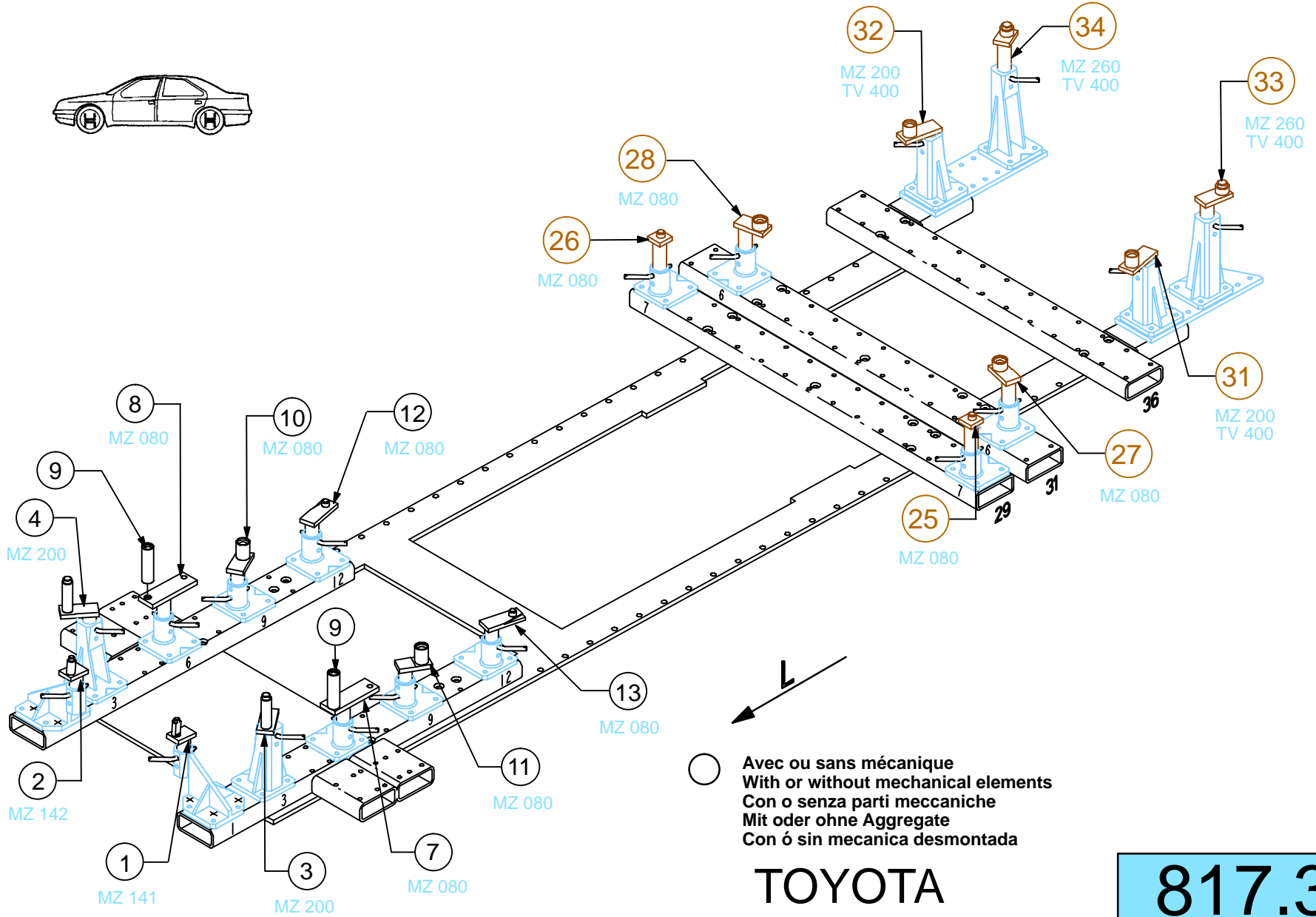
**817.300**

**TOYOTA**

**817.309**

|       |            |           |
|-------|------------|-----------|
| 21 Kg | 02.03.2000 | 434-D-63C |
|-------|------------|-----------|





**TOYOTA**

|                |            |           |
|----------------|------------|-----------|
| <b>817.309</b> |            |           |
| 21 Kg          | 02.03.2000 | 434-D-63D |

