

REP.	REFERENCE	PDS	NB	MZ
1	812.7001	1,6	1	140
2	812.7002	1,6	1	140
5	812.7005	2,4	1	601
6	812.7006	2,4	1	602
7	812.7007	0,8	2	
8	812.7008	1,9	1	260/080
9	812.7009	1,9	1	260/080
10	812.7010	1,0	2	
11	812.7011	2,0	1	080
12	812.7012	2,0	1	080
13	812.7013	1,8	1	080
14	812.7014	1,8	1	080
15	812.7015	1,9	1	140
16	812.7016	1,9	1	140
17	812.7017	2,0	1	141
18	812.7018	2,0	1	142
19	812.7019	2,2	1	601
20	812.7020	2,2	1	602
21	812.7021	2,7	1	200
22	812.7022	2,7	1	200
45	812.7045	2,9	1	200
46	812.7046	2,9	1	200

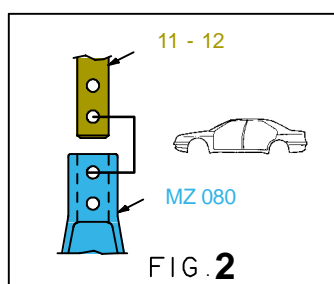
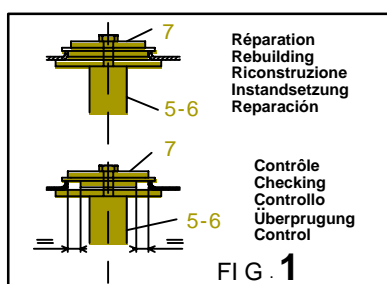
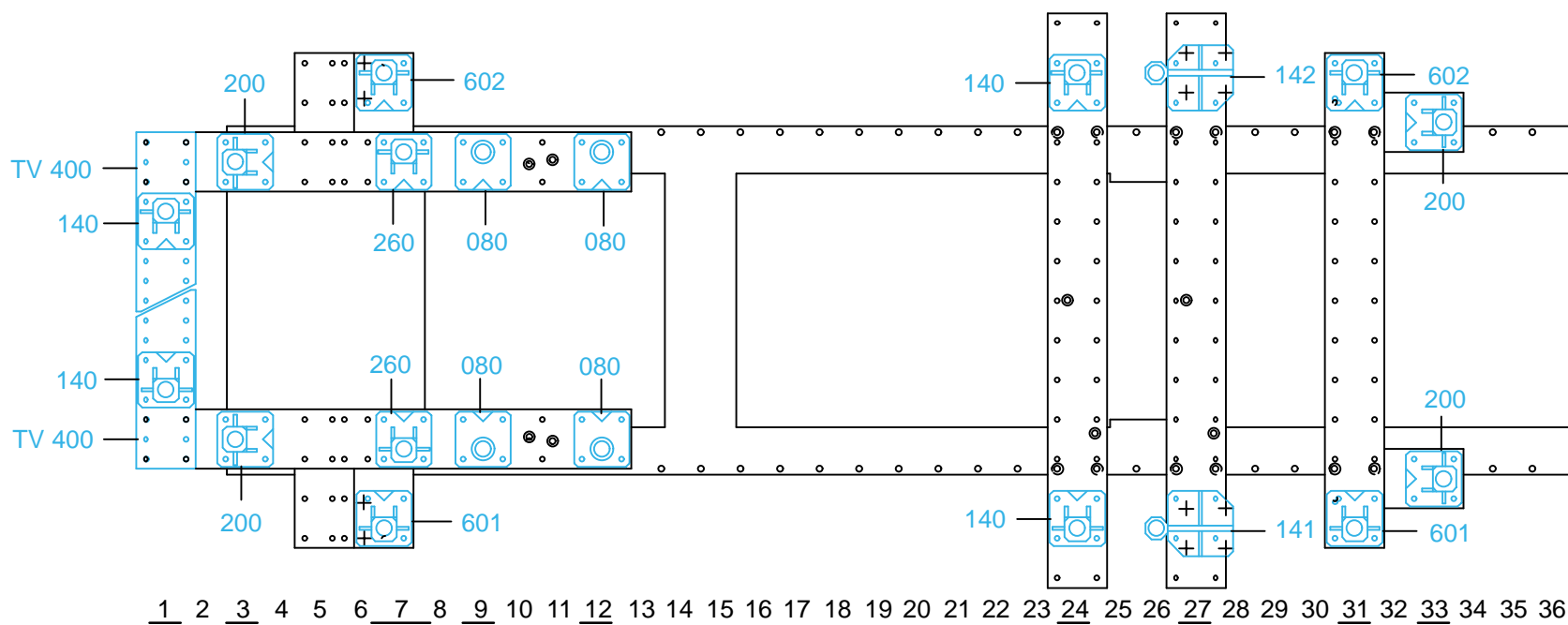
M 12-25	2
M 16-25	2
M 10x1,25-30	2
M 12x1,25-100	2
M 14x1,50-60	2
M 14x1,50-80	2

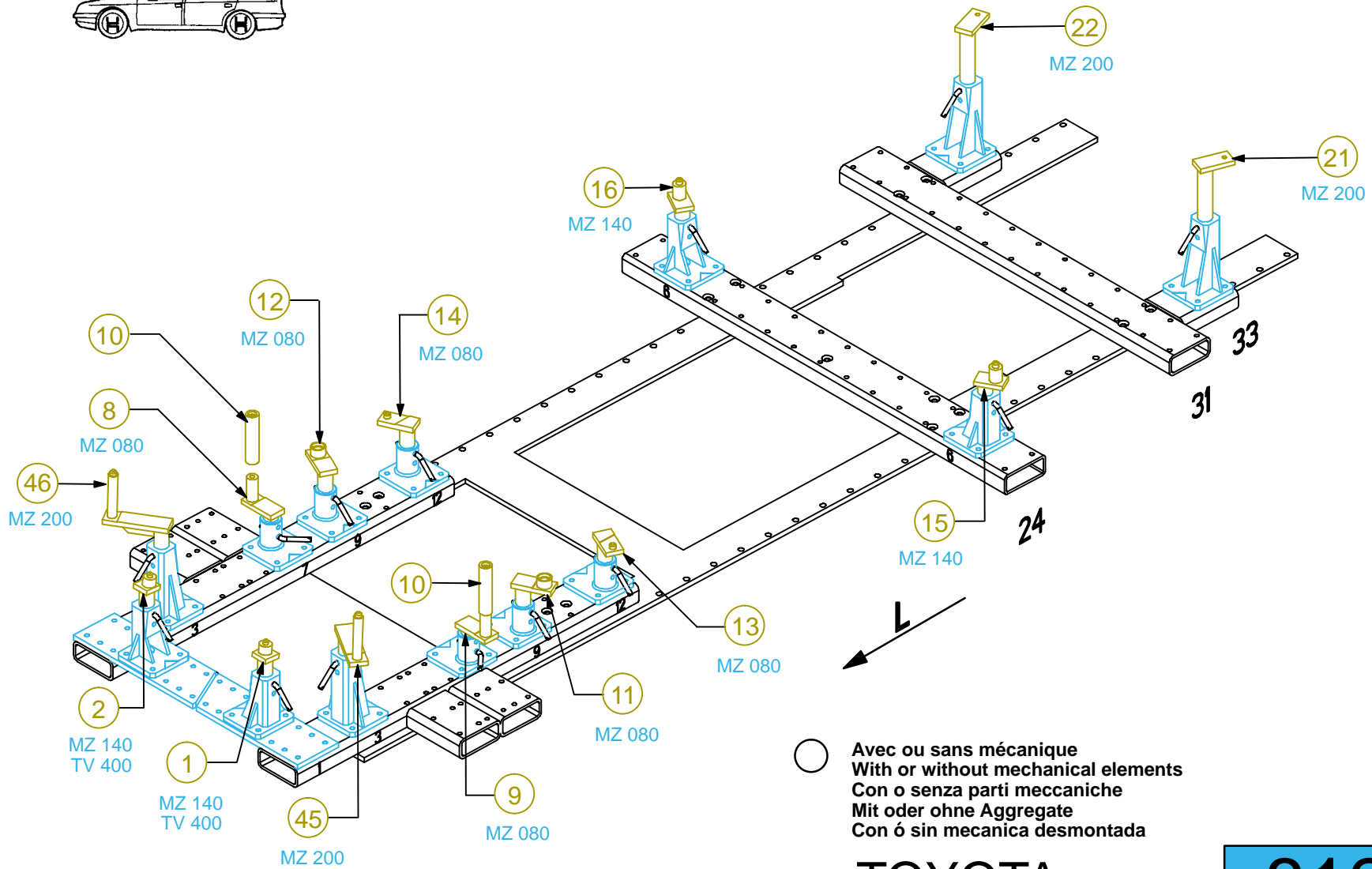
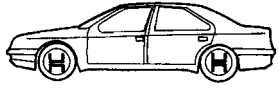
○ Avec ou sans mécanique
 With or without mechanical elements
 Con o senza parti meccaniche
 Mit oder ohne Aggregate
 Con ó sin mecanica desmontada

TOYOTA

812.310

48 Kg 27.04.2001 434-D-61K



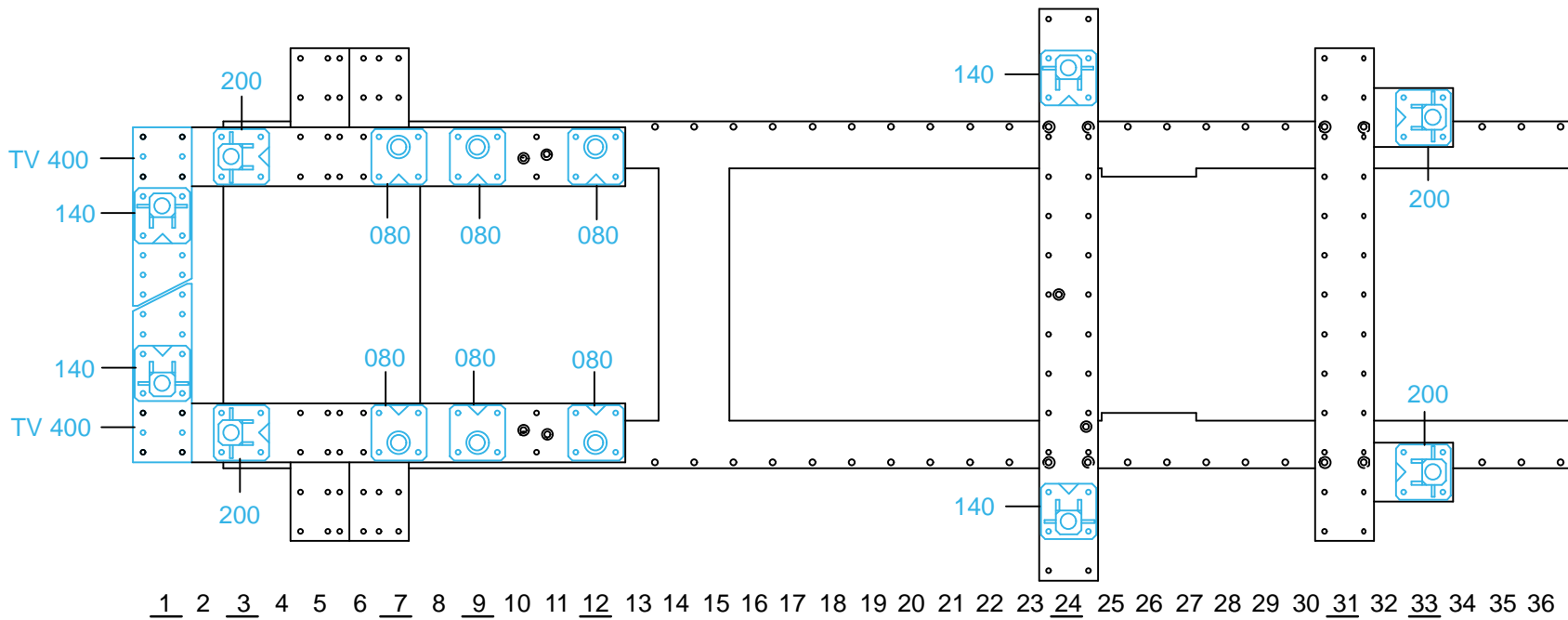


○ Avec ou sans mécanique
 With or without mechanical elements
 Con o senza parti meccaniche
 Mit oder ohne Aggregate
 Con ó sin mecanica desmontada

TOYOTA

812.310

48 Kg 27.04.2001 434-D-61L



1 2 3 4 5 6 7 8 9 10 11 12 13 14 15 16 17 18 19 20 21 22 23 24 25 26 27 28 29 30 31 32 33 34 35 36

