

REP.	REFERENCE	PDS	NB	MZ
1	685.701	1,4	1	140
2	685.702	1,4	1	140
3	685.703	2,4	1	260
4	685.704	2,4	1	260
5	685.705	2,3	1	080/260
6	685.706	2,3	1	080/260
7	685.707	0,7	4	
8	685.708	3,0	1	602
9	685.709	3,0	1	601
10	685.710	3,5	1	080
11	685.711	3,5	1	080
12	685.712	1,6	1	080
13	685.713	1,6	1	080
14	685.714	2,6	1	140
15	685.715	2,6	1	140
16	685.716	2,9	1	602
17	685.717	2,9	1	601
18	685.718	2,9	1	200
19	685.719	2,9	1	200
20	685.720	3,1	1	200
21	685.721	3,1	1	200
	D.088	0,6	2	
	D.082	0,5	2	

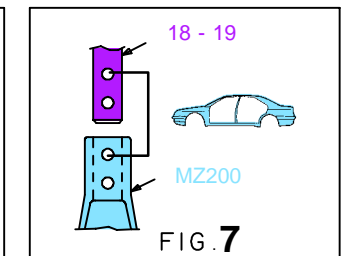
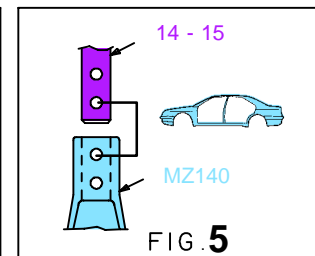
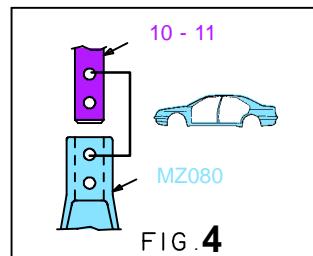
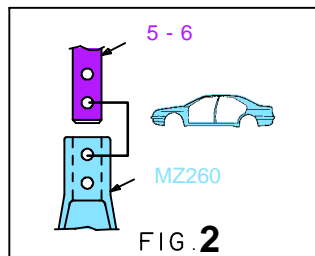
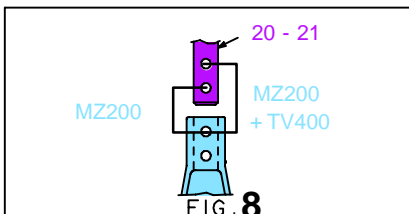
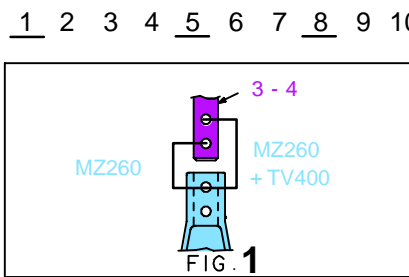
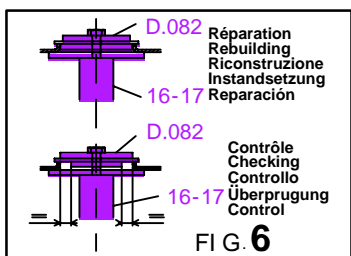
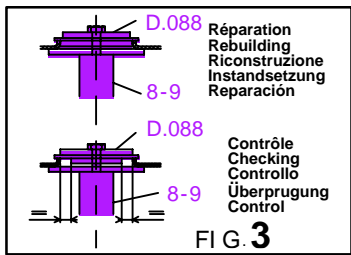
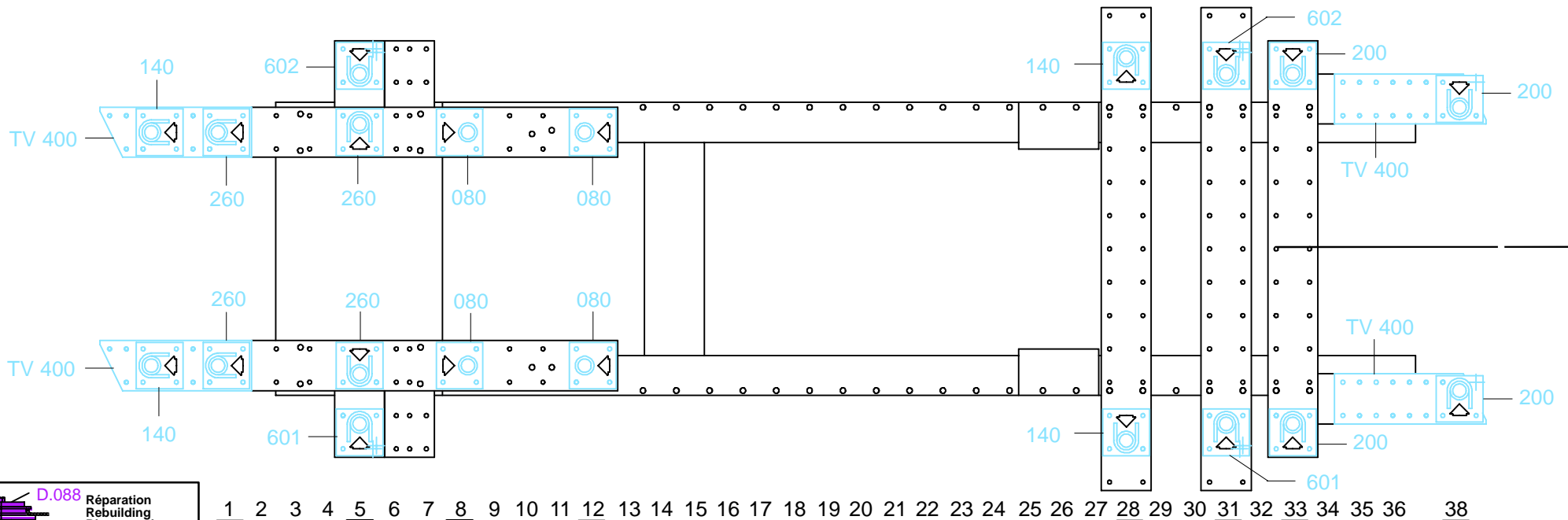
M 10.125x40	1
M 10.125x90	4
M 12x25	2
M 12x30	2
M 12.125x40	1
M 12.125x45	4
M 14.150x30	2
M 14.150x130	6
M 14.150x150	4

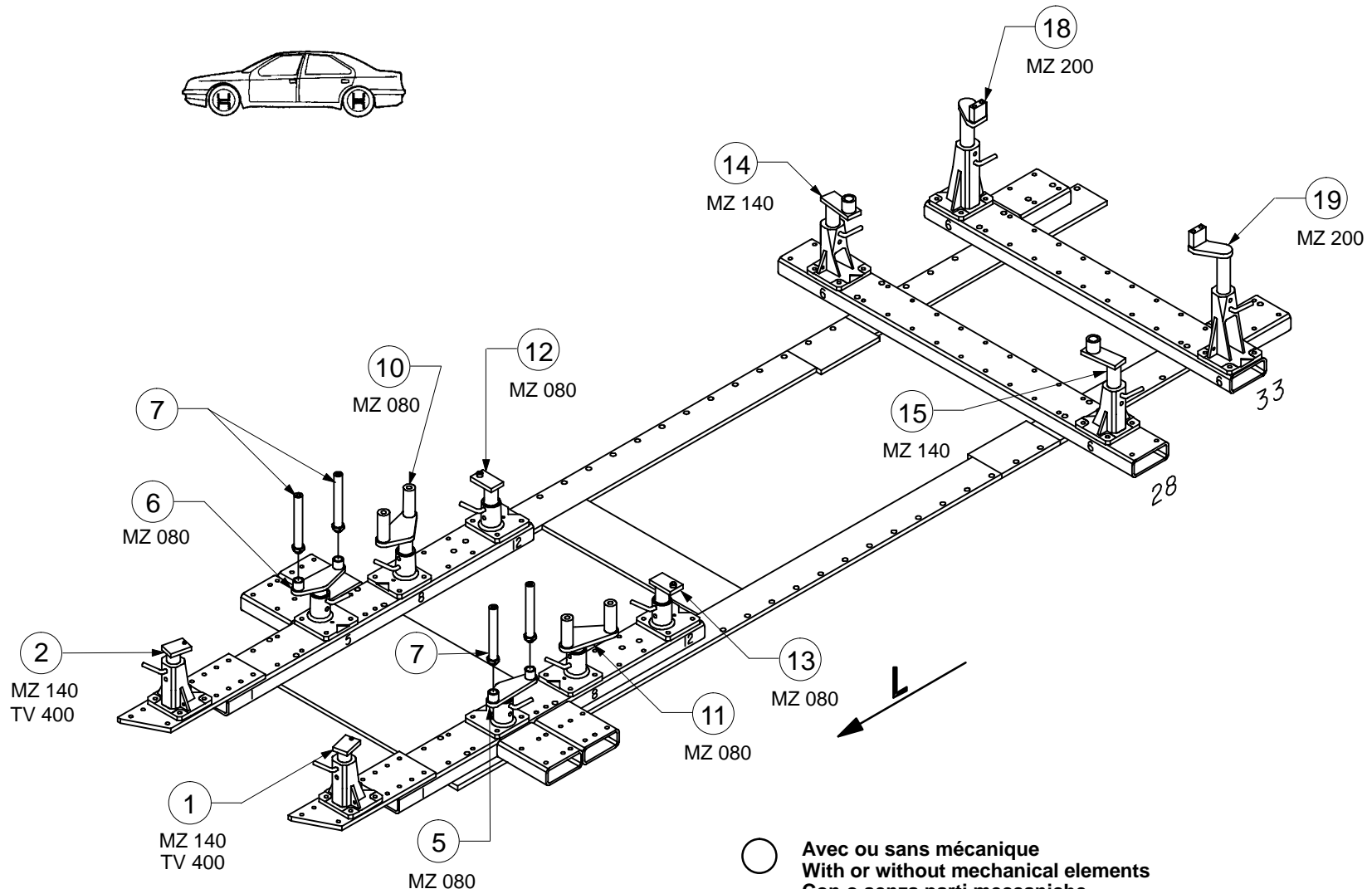
○ Avec ou sans mécanique
With or without mechanical elements
Con o senza parti meccaniche
Mit oder ohne Aggregate
Con ó sin mecanica desmontada

TOYOTA

685.300

57 Kg 24.02.94 434-D-47A





TOYOTA

685.300

57 Kg 11.01.94 434-D-47B

