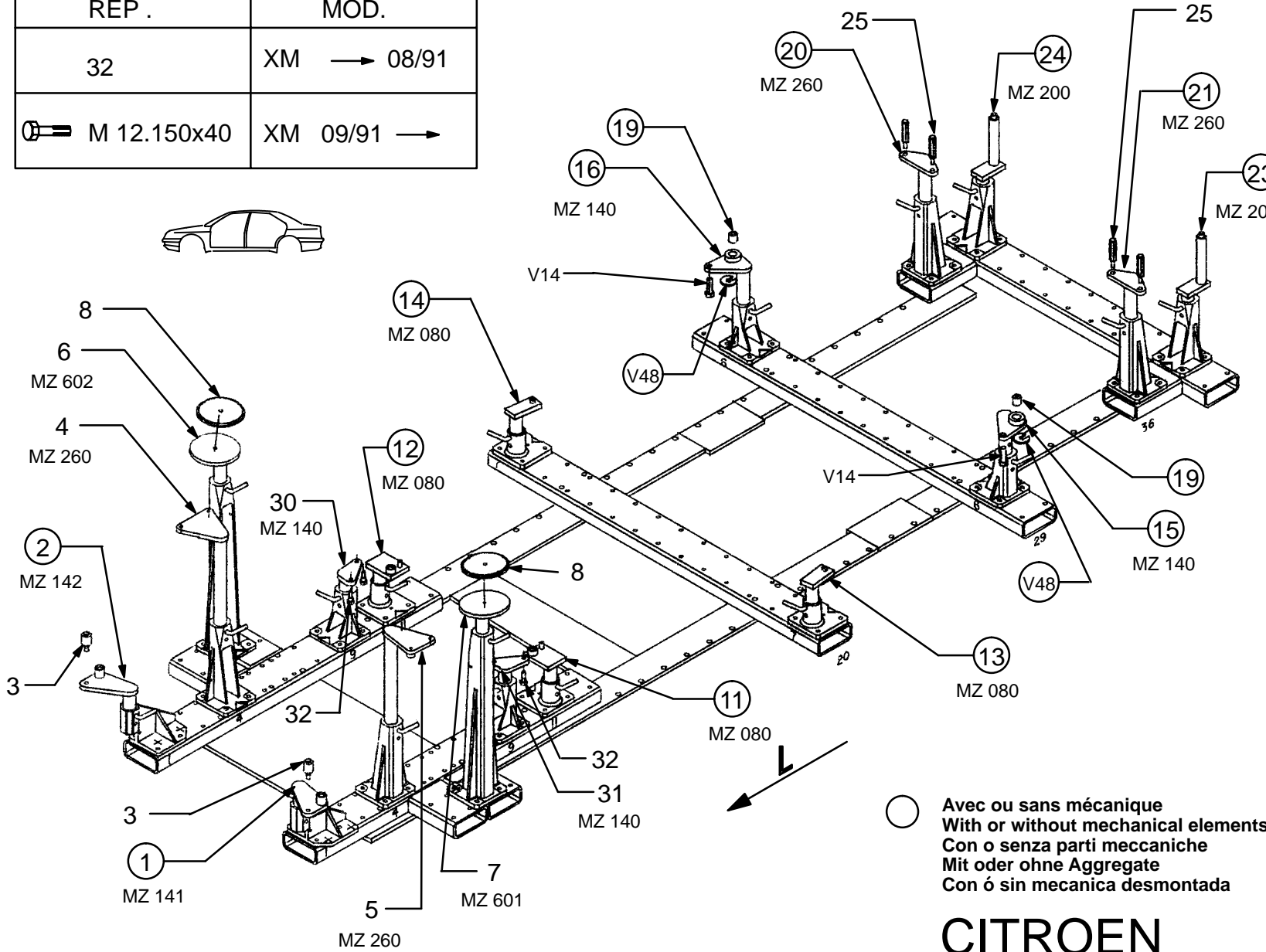


REP.	MOD.
32	XM → 08/91
M 12.150x40	XM 09/91 →



○ Avec ou sans mécanique
 With or without mechanical elements
 Con o senza parti meccaniche
 Mit oder ohne Aggregate
 Con ó sin mecanica desmontada

REP.	REFERENCE	PDS	NB	MZ
1	562.701	2,6	1	141
2	562.702	2,6	1	142
3	562.703	0,4	2	
4	562.704	5,3	1	260
5	562.705	5,3	1	260
6	562.706	3,5	1	602
7	562.707	3,5	1	601
8	562.708	1,4	2	
11	562.711	2,3	1	080
12	562.712	2,3	1	080
13	562.713	2,0	1	080
14	562.714	2,0	1	080
15	562.715	3,0	1	140
16	562.716	3,0	1	140
17	562.717	2,2	1	080
18	562.718	2,2	1	080
19	562.719	0,1	2	
20	562.720	2,9	1	260/200
21	562.721	2,9	1	260/200
22	562.722	0,3	2	
23	562.723	2,4	1	200
24	562.724	2,4	1	200
25	562.725	0,3	4	
30	562.730	1,8	1	140
31	562.731	1,8	1	140
32	605.732	0,1	4	
	V48	0,1	2	
	V14	0,1	2	
	V40	0,1	2	
	V65	0,1	2	

	M8x30 M8x45 M10x45 M10x60 M12x25 M12x50 M12x110 M12.150x40	3 1 2 2 2 2 2 4
--	---	--------------------------------------

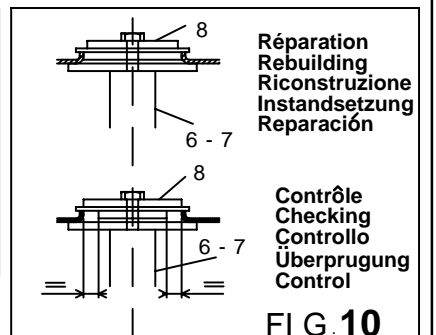
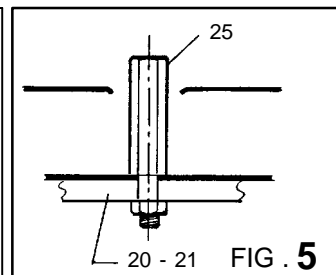
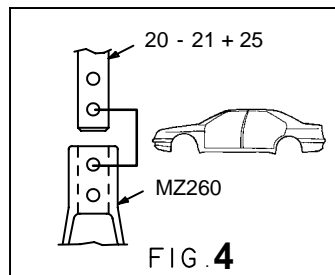
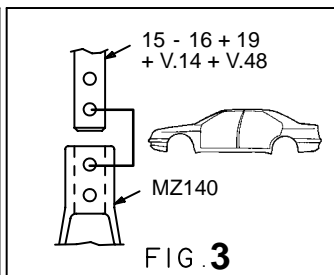
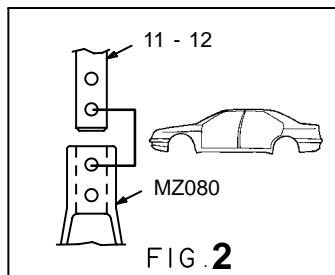
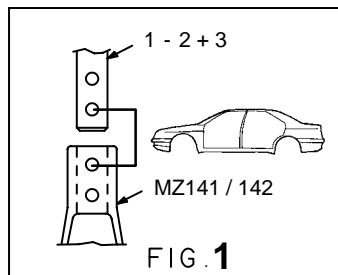
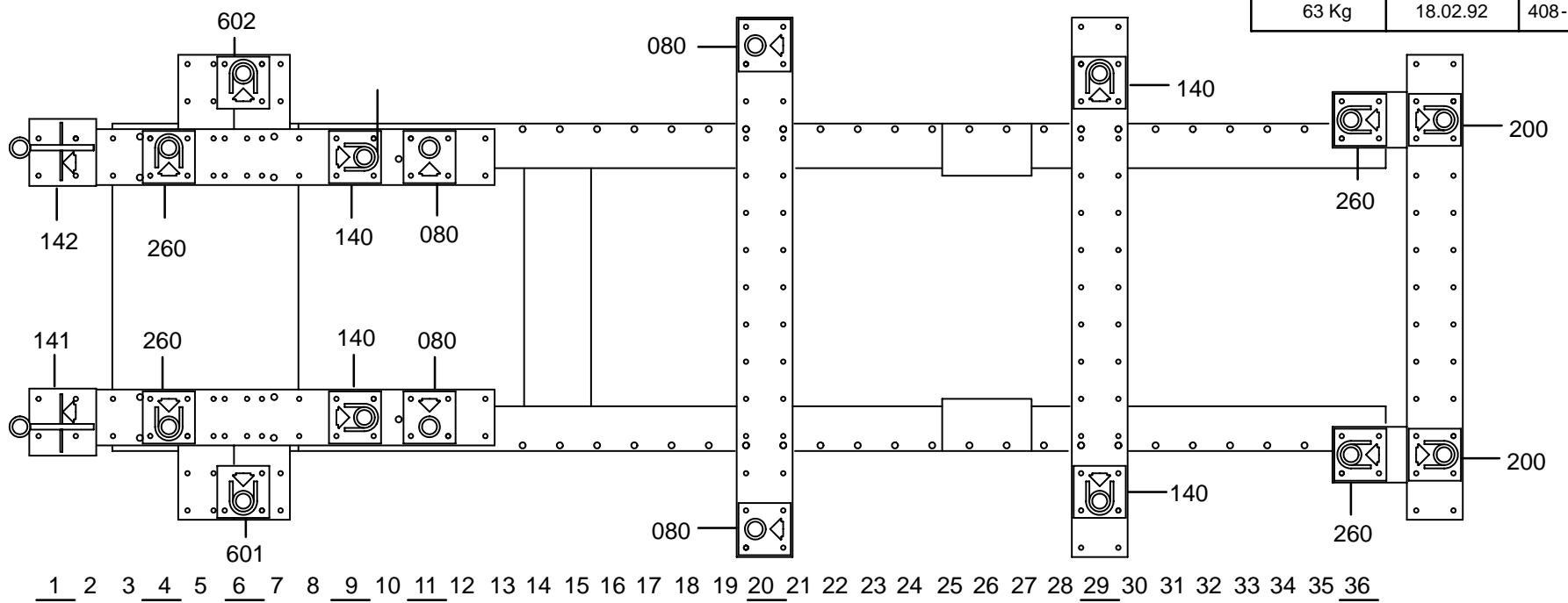
	M10	4
--	-----	---

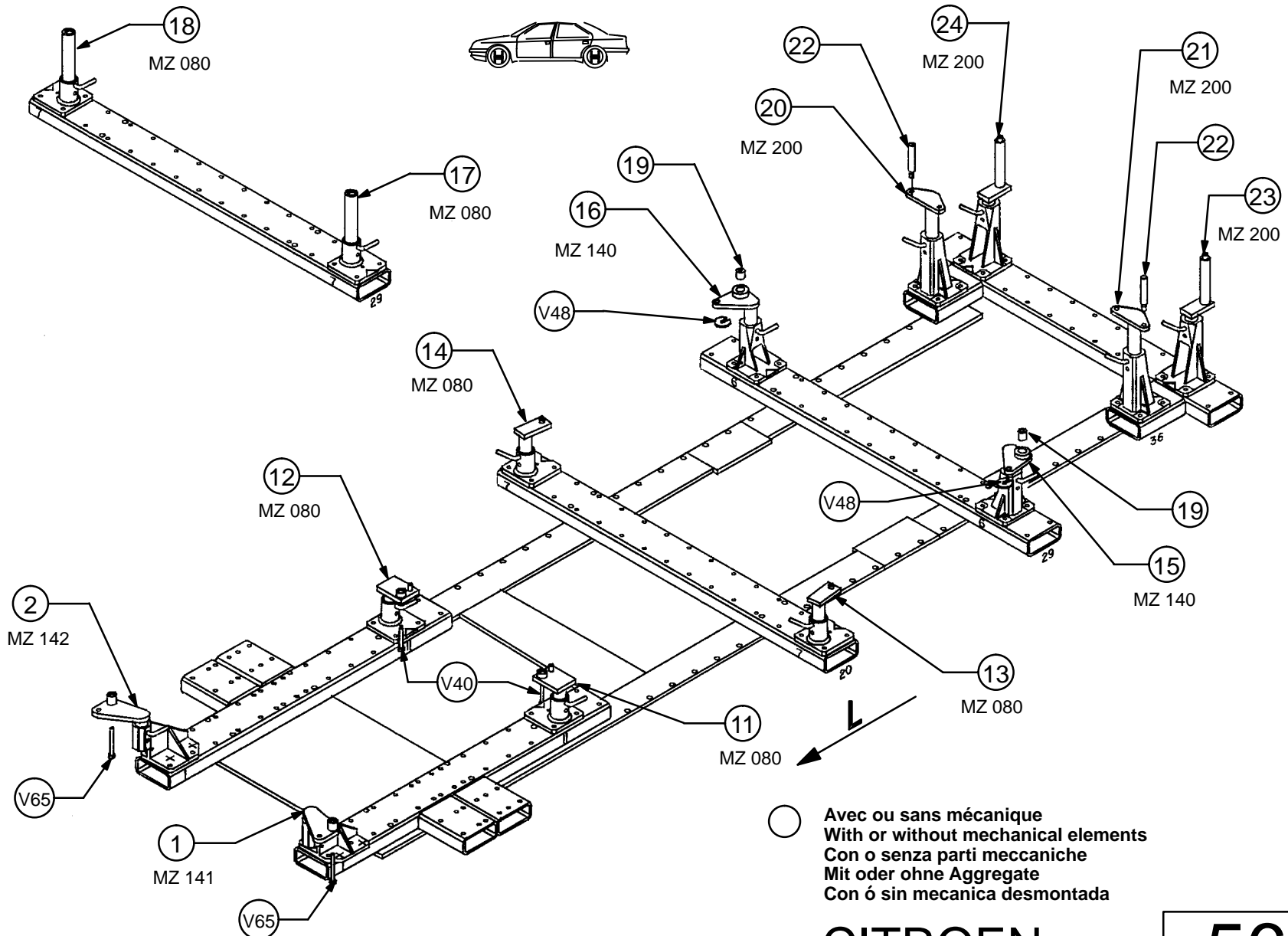
	M10	6
--	-----	---

CITROEN

562.310

63 Kg | 18.02.92 | 408-D-10E





CITROEN

562.310

63 Kg 18.02.92 408-D-10F

