

= LWB Typ. ACA38
 * = VANGUARD
 Typ. ACA33/GSA33

○ Avec ou sans mécanique
 With or without mechanical elements
 Con o senza parti meccaniche
 Mit oder ohne Aggregate
 Con ó sin mecanica desmontada

TOYOTA

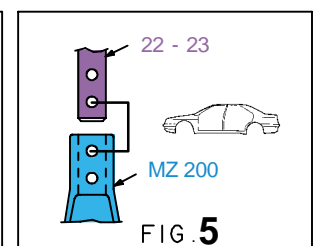
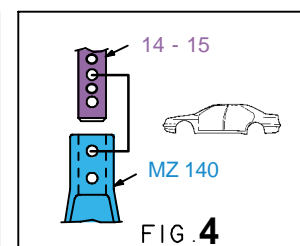
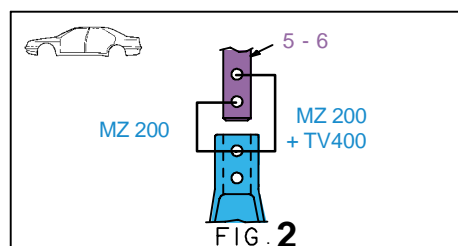
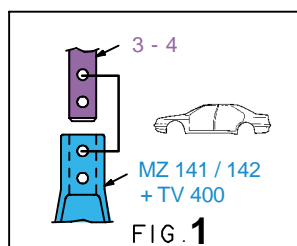
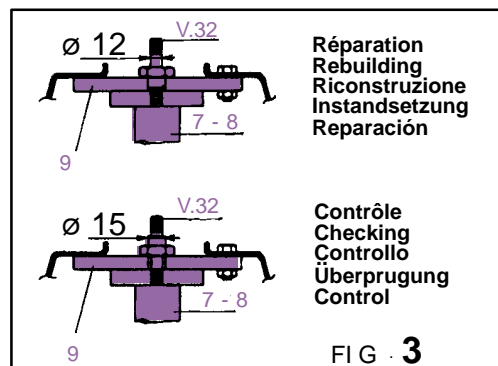
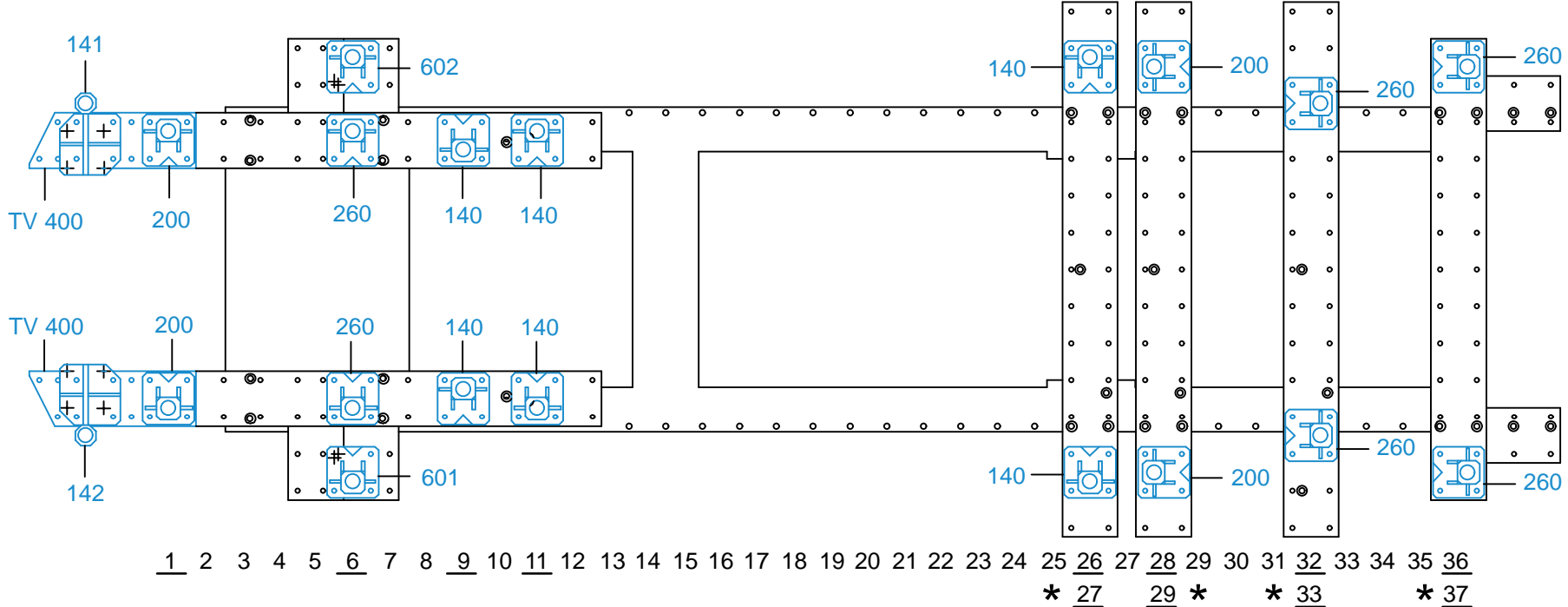
REP.	REFERENCE	PDS	NB	MZ
3	2099.7003	2,0	1	142
4	2099.7004	2,0	1	141
5	2099.7005	3,1	1	200
6	2099.7006	3,2	1	200
7	2099.7007	1,7	1	601
8	2099.7008	1,7	1	602
9	2099.7009	0,9	2	
10	2099.7010	1,6	1	260/080
11	2099.7011	1,6	1	260/080
12	2099.7012	0,7	2	
13	2099.7013	1,4	2	
14	2099.7014	1,8	1	140/080
15	2099.7015	1,8	1	140/080
16	2099.7016	2,0	1	140
17	2099.7017	2,0	1	140
19	2099.7019	2,2	1	140
20	2099.7020	2,2	1	140
21	2099.7021	0,1	2	
22	2099.7022	2,1	1	200
23	2099.7023	2,1	1	200
24	2099.7024	2,6	1	260
25	2099.7025	2,6	1	260
26	2099.7026	2,7	1	260
27	2099.7027	2,7	1	260
	V32	0,1	2	

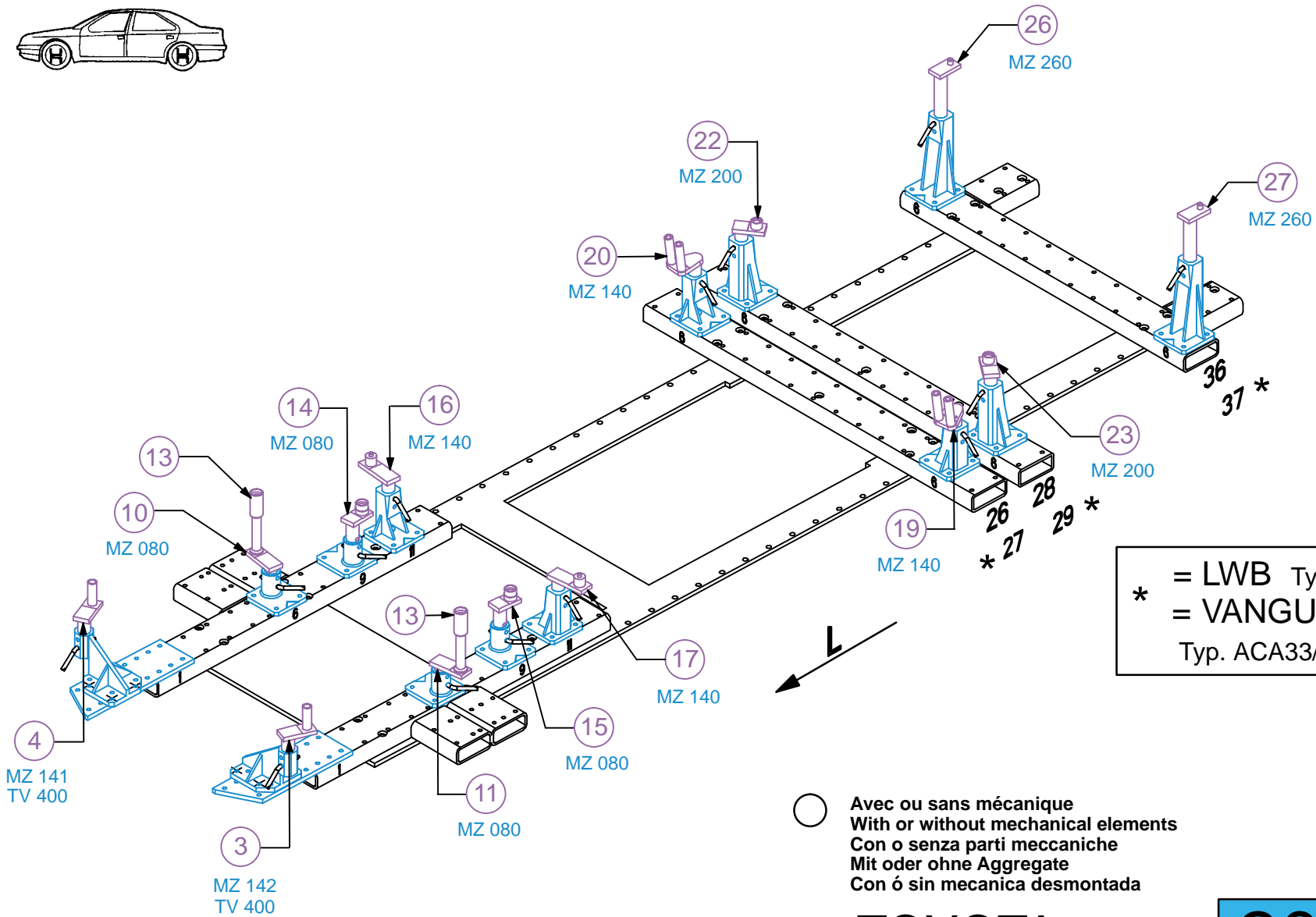
M 10-16	6
M 14-25	2
M 12x1,25-110	4
M 12x1,25-140	4
M 14x1,50-60	4
M 14x1,50-70	2
M 14x1,50-120	2
M 14x1,50-130	2

MU 12	2
-------	---

2099.300

52 Kg	18.11.2008	434-D-88A
-------	------------	-----------





TOYOTA

2099.300

52 Kg	18.11.2008	434-D-88B
-------	------------	-----------

