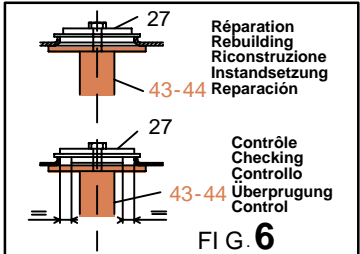
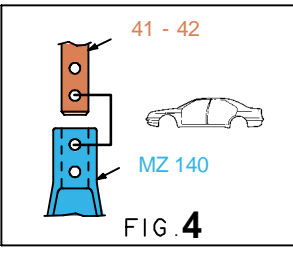
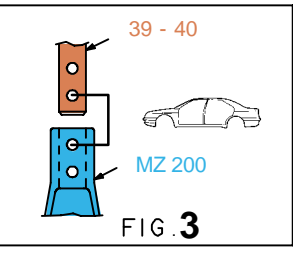
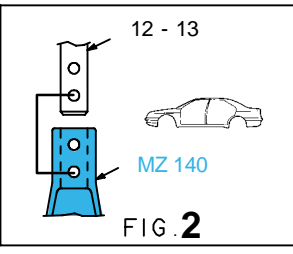
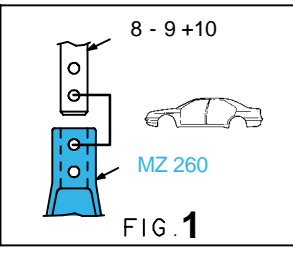
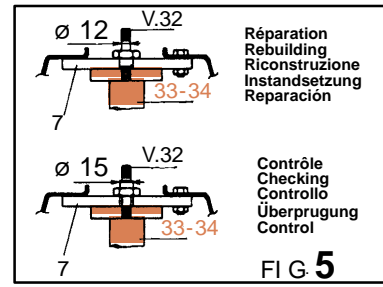
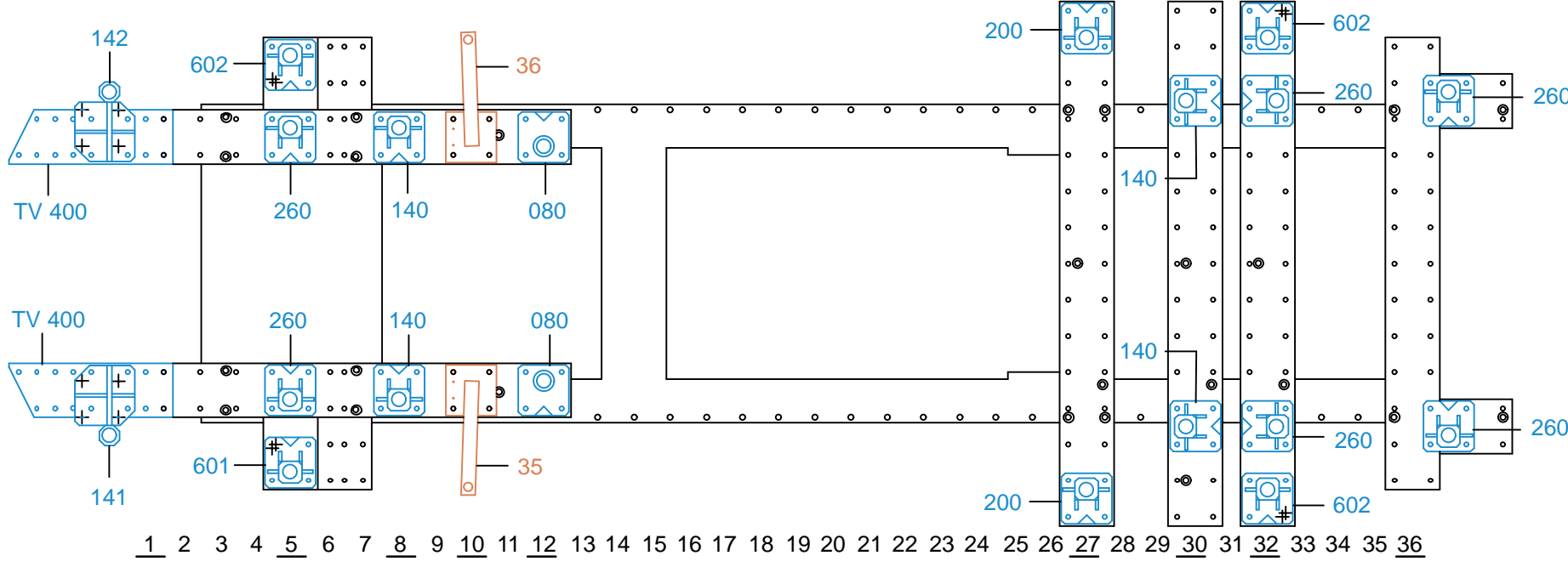


REP.	REFERENCE	PDS	NB	MZ
32	2048.7032	2,0	1	601
33	2048.7033	3,2	1	602
34	2048.7034	3,2	1	
35	2048.7035	4,5	1	
36	2048.7036	4,5	1	
37	2048.7037	2,5	1	080
38	2048.7038	2,5	1	080
39	2048.7039	2,7	1	200/140
40	2048.7040	2,7	1	200/140
41	2048.7041	3,2	1	140
42	2048.7042	3,2	1	140
43	2048.7043	2,5	1	601
44	2048.7044	2,5	1	602
45	2048.7045	2,7	1	260
46	2048.7046	2,7	1	260
47	2048.7047	2,3	1	260
48	2048.7048	2,3	1	260
49	2048.7049	1,4	2	
50	2048.7050	0,8	2	
	B76	0,1	2	

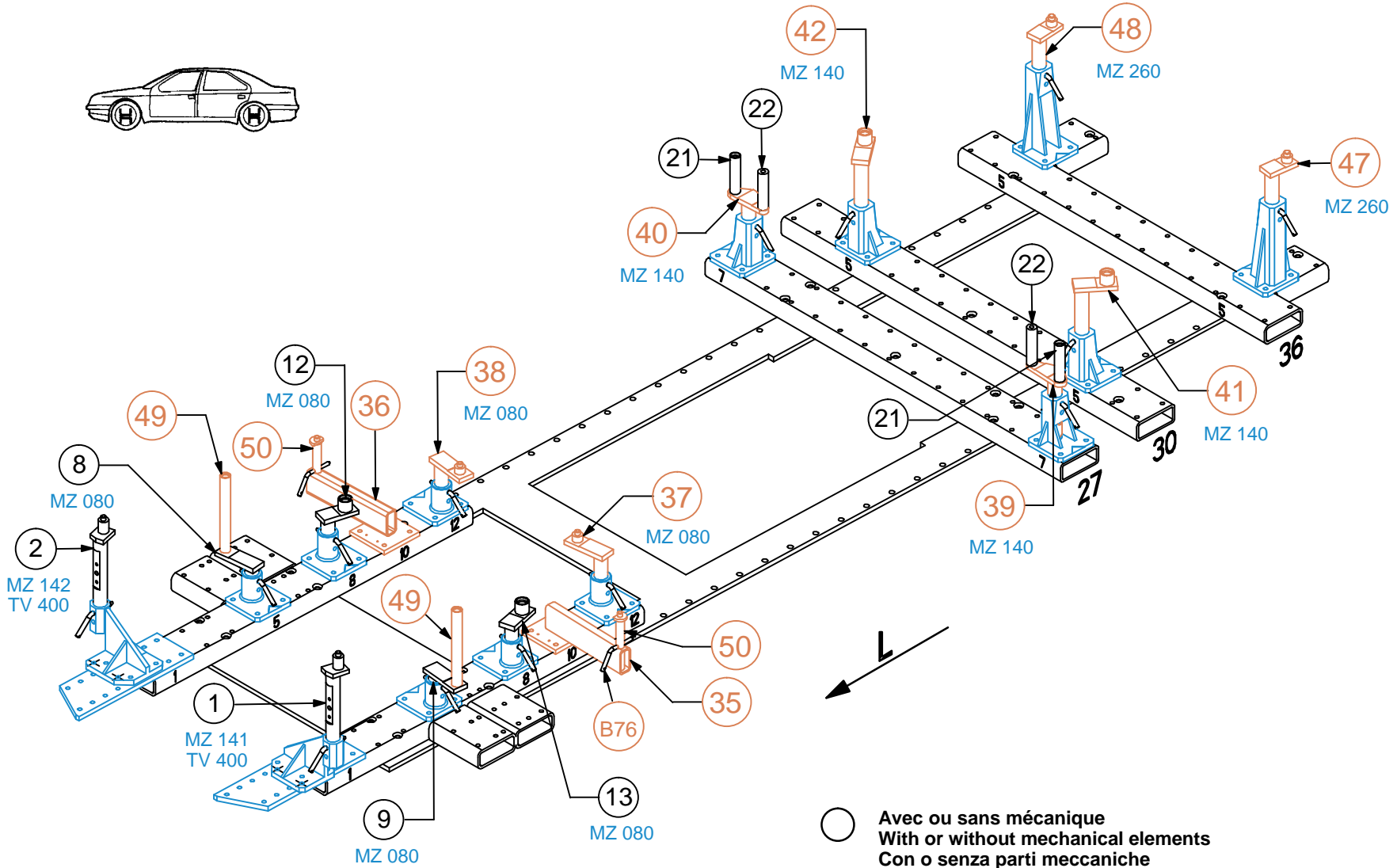
M 8-25	2
M 12-20	2
M 12-25	1
M 12x1,25-40	4
M 12x1,25-70	2
M 12x1,25-80	2
M 12x1,25-120	2
M 12x1,25-160	2

complément au 2048.300
complementary set to 2048.300
complemento al 2048.300
zusatz zu 2048.300

2048.309
55 Kg | 17.05.2006 | 419-D-32C



2048.309-RVA3-1 | 00



MAZDA

2048.309

55 Kg	17.05.2006	419-D-32D
-------	------------	-----------

