

REP.	REFERENCE	PDS	NB	MZ
1	812.7001	1,6	1	140
2	812.7002	1,6	1	140
5	812.7005	2,4	1	601
6	812.7006	2,4	1	602
7	812.7007	0,8	2	
8	812.7008	1,9	1	260/080
9	812.7009	1,9	1	260/080
10	812.7010	1,0	2	
11	812.7011	2,0	1	080
12	812.7012	2,0	1	080
13	812.7013	1,8	1	080
14	812.7014	1,8	1	080
15	2028.7015	2,0	1	140
16	2028.7016	2,0	1	140
17	2028.7017	2,2	1	141
18	2028.7018	2,2	1	142
19	2028.7019	1,9	1	601
20	2028.7020	1,9	1	602
21	2028.7021	2,7	1	200
22	2028.7022	2,7	1	200
45	812.7045	2,9	1	200
46	812.7046	2,9	1	200

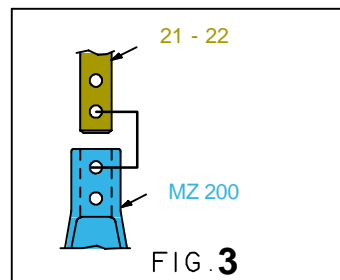
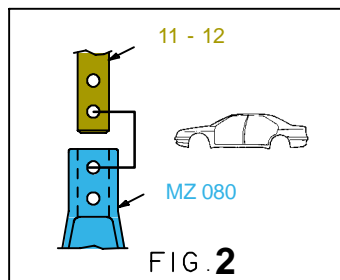
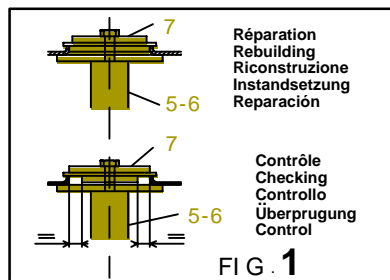
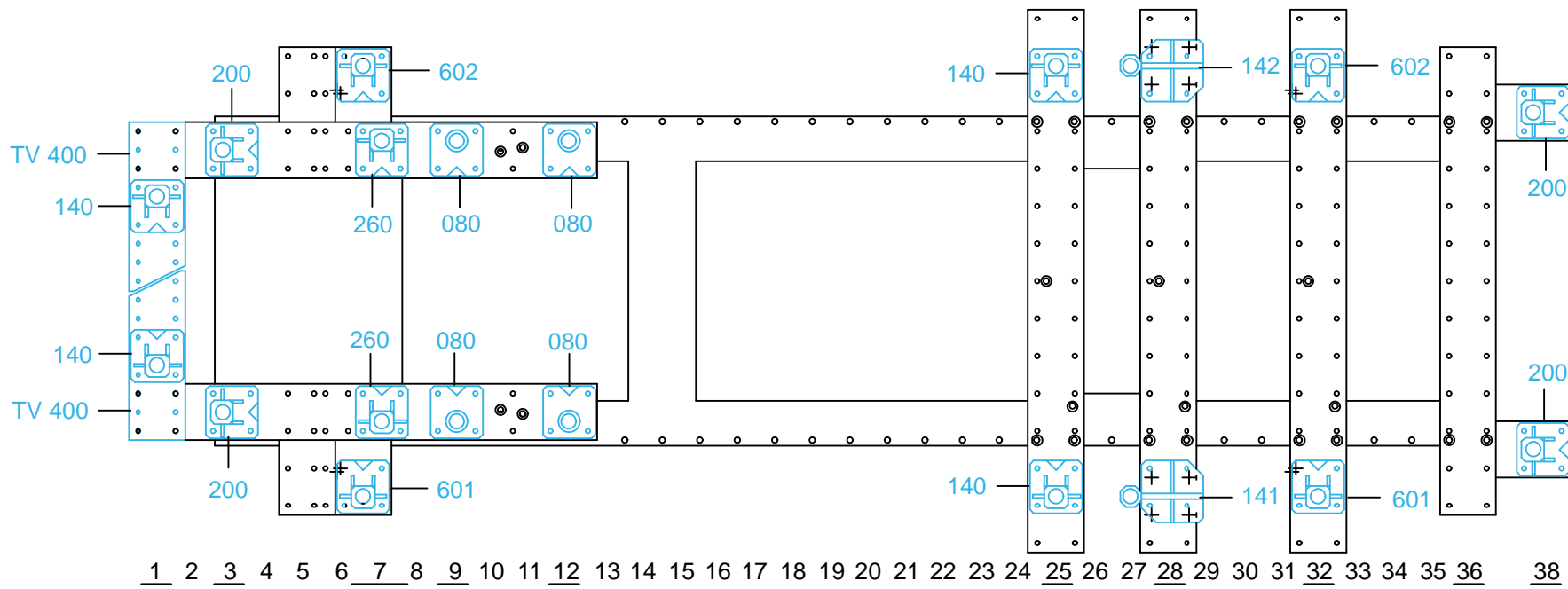
M 12-25	2
M 16-25	2
M 10x1,25-30	2
M 12x1,25-100	2
M 14x1,50-60	2
M 14x1,50-80	2

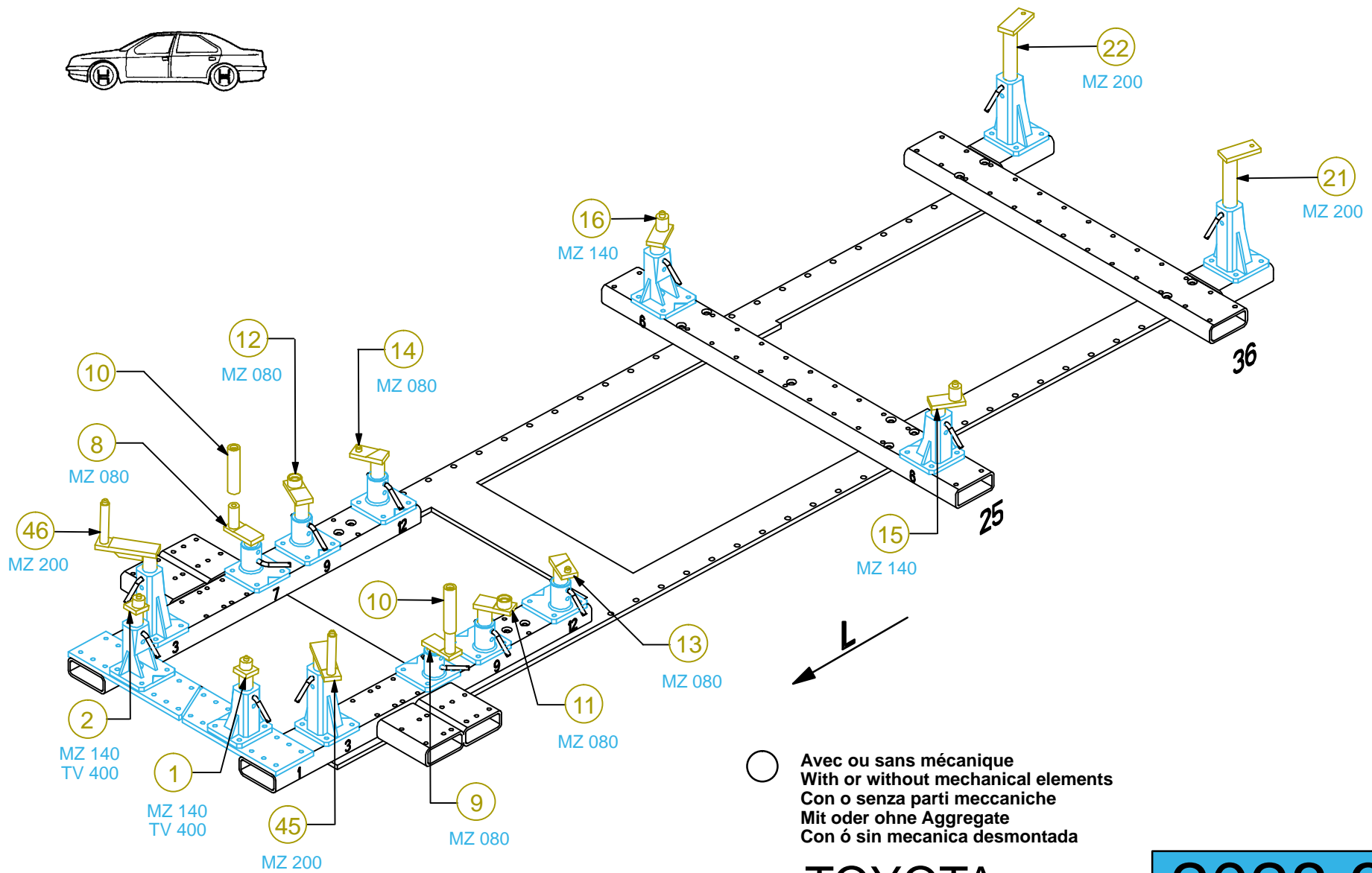
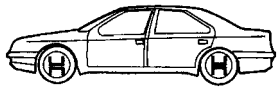
○ Avec ou sans mécanique
With or without mechanical elements
Con o senza parti meccaniche
Mit oder ohne Aggregate
Con ó sin mecanica desmontada

TOYOTA

2028.300

47 Kg | 08.12.2003 | 434-D-78A





TOYOTA

2028.300		
47 Kg	08.12.2003	434-D-78B

